












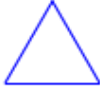

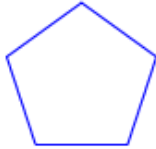



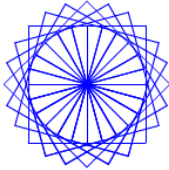
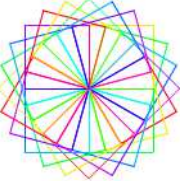
Pen Blocks (Drawing Lines and Shapes)





Pen blocks draw any combination of shapes and lines using a virtual pen. Pen blocks are coloured mint green. There are pen blocks that let you enable and disable drawing, set colour and pen size, and apply shading.



Pen Block	Description
	Erases or clears away anything drawn by the pen or stamped from the stage.
	Draws or stamps the image of a sprite onto the stage.
	Places the pen in a down position, allowing drawing operations to occur as the pen is moved around the stage.
	Disables drawing operations by lifting the pen.
	Specifies the colour to be used when drawing.
	Changes the colour used when drawing by a specified amount.
	Specifies the colour to be used when drawing based on a numeric range in which 0 is red (at the low end of the spectrum) and 100 equals blue (at the high end of the spectrum).
	Modifies the shading used when drawing by a specified amount.
	Specifies the shade to be used when drawing based on a numeric range in which 0 is the darkest possible shading and 100 represents the maximum possible amount of light.
	Modifies the thickness of the pen based on a numeric increment.
	Specifies the thickness or width of the pen used when drawing.

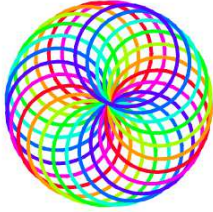

Pen Blocks - Activities

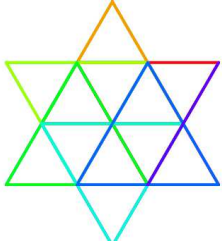

Sl. No.	Activity Name	Activity Image
1	Drawing a Square 	
2	Drawing a Triangle 	
3	Drawing a Pentagon 	

4	<p>Rotating Squares</p> 	<pre> when green flag clicked hide clear pen up forever loop repeat 4 times pen down move 50 steps turn 90 degrees turn 15 degrees </pre>	
5	<p>Rotating Squares -Colorful</p> 	<pre> when green flag clicked hide clear pen up forever loop repeat 4 times pen down change pen color by 10 move 50 steps turn 90 degrees turn 15 degrees </pre>	

<p>6</p>	<p>Rotating octagon</p> 	 <pre> when clicked hide clear pen up forever repeat 8 pen down move 50 steps turn 45 degrees turn 15 degrees </pre>	
<p>7</p>	<p>Rotating octagon -Colorful</p> 	 <pre> when clicked hide clear pen up forever repeat 8 pen down change pen color by 10 move 50 steps turn 45 degrees turn 15 degrees </pre>	

8	<p>Colorful Squares Screen</p> 	<pre> when green flag clicked hide clear pen up forever loop go to x: pick random 240 to -240 y: pick random -180 to 180 repeat 4 pen down change pen color by 10 move 50 steps turn 90 degrees pen up turn 15 degrees </pre>
9	<p>Draw a Circle</p> 	<pre> when green flag clicked clear set pen size to 4 go to x: 0 y: -100 point in direction 90 wait 1 secs pen down repeat 36 move 10 steps turn 10 degrees pen up wait 1 secs </pre>

10	<p>Circle Art</p> 	<pre> when green flag clicked clear set pen size to 4 go to x: 0 y: -50 point in direction 90 wait 1 secs pen down repeat 24 repeat 36 move 10 steps turn 10 degrees turn 15 degrees change pen color by 25 pen up </pre>
11	<p>Random Circles</p> 	<pre> when green flag clicked clear set pen size to 4 go to x: 0 y: -50 point in direction 90 wait 1 secs repeat 24 pen down repeat 50 move 10 steps turn 10 degrees turn 15 degrees pen up go to x: pick random -240 to 240 y: pick random -180 to 180 change pen color by 25 </pre>

12	<p>Triangle Art</p> 	<pre> when clicked clear set pen size to 4 pen up go to x: -100 y: -100 point in direction 90 wait 1 secs repeat 30 pen down repeat 3 move 200 steps turn 120 degrees wait 0.2 secs move 100 steps turn 60 degrees change pen color by 25 pen up </pre>	
13	<p>Fill The Circle</p> 	<pre> when clicked clear set pen size to 4 pen up go to x: 0 y: -100 point in direction 90 wait 1 secs pen down repeat 12 repeat 36 move 5 steps turn 10 degrees change pen size by 5 pen up </pre>	